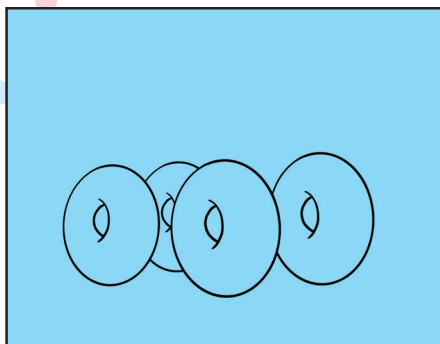


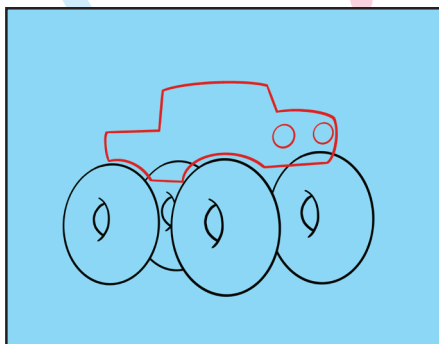


COOP'S CORNER

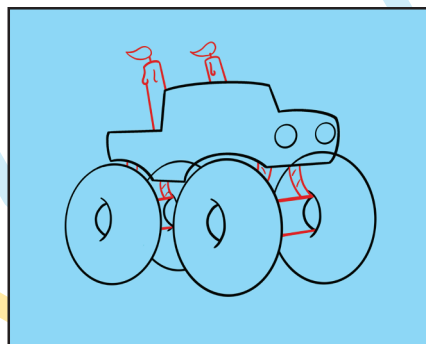
Road & Track artist Coop teaches you how to draw a donut monster truck!




1. DRAW SOME DONUT SHAPES.




2. ADD THE TRUCK BODY — IT CAN BE ANY SHAPE YOU LIKE.



3. DRAW PRETZEL LOG AXLES AND ADD BIRTHDAY CANDLE EXHAUST PIPES.



4. DON'T SKIMP ON THE SPRINKLES!



5. GO CRAZY WITH COLOR.



6. DECORATE YOUR DONUT MONSTER TRUCK WITH YOUR FAVE SWEETS!

Try your own donut monster truck drawing here!

